

Title – The Raven and The Dove

Main Burden – After the flood, Noah sent out a raven and a dove from the ark. These birds have different behaviors and natures. God created every winged bird according to its kind.

I Introduction

1. Welcome the children, check any new ones or visitors, and learn their names.
2. Make sure the children know the teachers' names.

II Notebook & Memory Verse

1. Ask the children who can say their memory verse from last week.
2. Allow those who know the verse to say it one by one.
3. Put sticker on their lesson next to the memory verse.

III Review previous lessons

1. God is the Creator.
2. God created light.
3. God made land appear, and there grew grass and trees.
4. God created the sun, the moon and the stars.
5. Then God created a higher life that can breathe, move and think.
6. God created the living creatures in the sea and in the air.
7. In the last lesson we talked about the flamingos.

IV Lesson

1. Today we are going to talk about two very special kinds of birds – the raven and the dove.
2. First let us talk about a man named Noah. The story of Noah is in the Bible. God told Noah to build a big boat (an ark). Noah, his family, and a pair of each kind of living thing would stay in the ark while God caused the rain to fall for forty days and nights. Water covered the whole earth. After the rain had stopped, Noah waited for a long time. Then one day he opened a window and let out a raven. This bird had strong wings and could fly about until the waters had gone down. So the raven never returned to the ark. Several days later Noah sent out a dove. The dove returned because she could not find a place to build her nest. A week later Noah sent the dove out again. She stayed longer this time. When evening came, she flew back with a green olive leaf in her mouth. Now Noah knew it is time for them to come out of the ark.
3. The first bird Noah sent out was a raven.
4. The raven is a large, black bird with a large beak and strong wings.

5. With their strong wings, ravens can fly in difficult environments (like when you are trying to walk in mud); and they can survive in very hot and very cold climates.
6. Ravens eat just about anything, insects, berries, fruit, rats, rabbits, and dirty dead carcasses. They are aggressive to fight for their food, so they seldom go hungry.
7. The second bird Noah sent out was a dove.
8. Doves are graceful birds with smaller heads and long feathers for their tails.
9. Doves are not aggressive like the ravens. Doves fight mainly when they are being attacked and have to defend themselves.
10. Doves talk to each other by gentle cooing; while ravens' calls are low, gurgling croaks.
11. Doves generally eat seeds or grains on the ground. Sometimes they also like the fruit and the leaves up on the trees.
12. Doves lay eggs, and both the male and female take turns sitting on the eggs during the incubation period.
13. After hatching, one of the parents frequently removes the two shell parts one at a time with the bill and flies some distance from the nest before dropping them.
14. This shows the loving and gentle nature of the doves.
15. God created different kinds of birds.

V Give each child his/her lesson sheet.

Read the lines on the lesson with the children, and have them repeat after you.
You may want to repeat each line at least twice.

VI Memory Verse: (Say it to the children and then have them repeat with you several times)

“God created every winged bird according to its kind.” Gen 1:21

VII Song (These are suggested songs, you may sing other songs that the children like.)

All things bright and beautiful
Little Bird, Little Bird (Sing to the tune of Twinkle, Twinkle Little Star)

VIII Coloring Page

Today we are going to color this page (show the children the coloring page) showing a dove and a raven.

IX Craft – Make a dove

X Preparation –

Read and pray over Genesis 5:1 – 9:17

Make copies of the lesson and the coloring page for the children.

Copy the bird's body on card stock.

Supplies needed for the craft:

- . Stiff paper (1 piece)
- . Regular paper (1 piece)
- . Scissors
- . Pencil
- . String
- . Clear tape
- . Optional: markers, glue, glitter

Lesson 34 GOD'S CREATION - THE RAVEN AND THE DOVE

Noah sent out two birds from the ark,

A raven and a dove,

Ravens croak,

Doves coo,

God created every winged bird.



Bible Verse:

God created every winged bird
according to its kind. Genesis 1:21



ALL THINGS BRIGHT & BEAUTIFUL

All things bright and beautiful
All creatures great and small
All things wise and wonderful
The Lord God made them all


Each little flowers that opens
Each little bird that sings
He made their glowing colors
He made their tiny wings

LITTLE BIRD, LITTLE BIRD


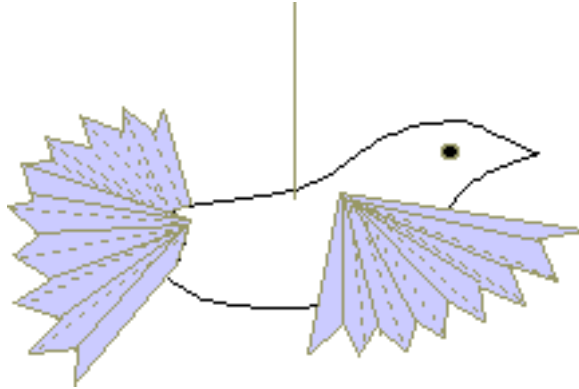
Sung To: "Twinkle, Twinkle, Little Star"

Little bird, little bird, fly around,
Up to the sky, down to the ground.
Little bird, little bird, flap your wings.
Open your beak and sweetly sing.
God created every winged bird.
Genesis one twenty one

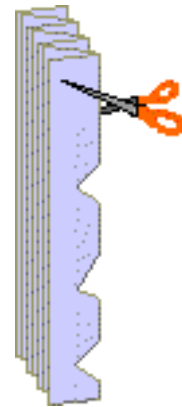

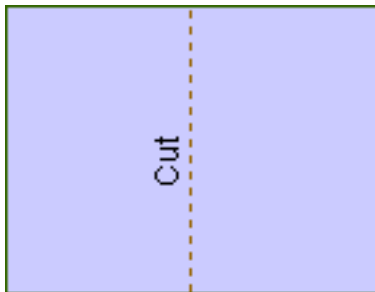
GOD CREATED EVERY WINGED BIRD ACCORDING TO ITS KIND.
GENESIS 1:21



CRAFT – MAKE A DOVE



Draw the shape of a bird's body on stiff paper.
Cut out the bird.
Cut two slits in the body (along the dotted lines).



Cut a piece of paper in half.

Fold each piece like an accordion.

Optional: Cut the edges of the folded paper for a lacy effect.

Insert the folded paper (wings and tail feathers) into the slits in the bird's body.

Secure them to the body with clear tape.

Tape the ends of the tail feathers together (making a fan shape).

Draw eyes or glue googly eyes on the dove.

Tape some string to the body of the dove (for hanging it up).

Optional: decorate the dove with markers or glitter.

