

Title – Seasons

Main Burden – God created the sun, the moon and the stars. Because of these lights, there is a definite day and night, and also definite seasons of the year.

I Introduction

1. Welcome the children, check any new ones or visitors, and learn their names.
2. Make sure the children know the teachers' names.

II Notebook & Memory Verse

1. Ask the children who can say their memory verse from last week.
2. Allow those who know the verse to say it one by one.
3. Put sticker on their lesson next to the memory verse.

III Review previous lessons

1. God is the Creator.
2. God created all things.
3. On the first day, God created light.
4. On the second day, God created the sky.
5. On the third day, God made dry land appear.
6. On the fourth day, God created lights in the sky, to give light on the earth.
7. God created the sun, the moon, and many stars.
8. And with these lights, God made a definite day and night on the earth.

IV Lesson

1. Now besides a definite day and night, the earth also has seasons.
2. What are seasons?
3. There are 365 days in a year, and a year is divided into four parts.
4. They are divided according to the changes in weather.
5. We call them the four seasons: Spring, Summer, Fall, and Winter.
6. Which season is hot?
7. Do you like having the warm sun shining on your face?
8. In which season do we get a lot of rain?
9. Do you have fun wearing your raincoat and rain boots? Or using your little umbrella?
10. Which season is cold?
11. How do we dress in the cold weather?
12. When can we go out to play in the backyard? Do we go out when it is very cold?
13. So you see the four seasons are very different.
14. We dress differently in different seasons.
15. We do different activities in different seasons.
16. Some places of the earth have similar weather all year round. Their four seasons are also very similar.

17. The four seasons in Oklahoma are all very different from one another.
18. We get to dress very differently in the different seasons.
19. We also get to do very different activities in the different seasons.
20. Our days are filled with all the different fun activities all year round.
21. We thank the Lord for making the four seasons so different.
22. Have you also noticed the trees and the grass look different in the different seasons?
23. In the winter, our grass turns yellow; and then in the spring, it turns green again.
24. What about the trees?
25. When do leaves fall from the tree?
26. Some of the trees barely have any leaves left during winter.
27. Then in the spring, little green leaves and some small flowers appear.
28. Then during the summer, little flowers turn into little apples on the apple tree.
29. Isn't that wonderful what God can do in the different seasons.

Game / Activity:

Bring different objects (beach ball, swim suits, umbrella, football, snow caps and mittens, picnic basket, apples, flowers ...) or pictures of different activities (playing on the beach, playing in a playground, playing in the snow ...) and have the children identify each item and state the season it is related to.

V Give each child his/her lesson sheet.

Read the lines on the lesson with the children, and have them repeat after you.
You may want to repeat each line at least twice.

VI Memory Verse: (Say it to the children and then have them repeat with you several times)

“And God said, let there be lights ... and let them be for seasons ...” Gen 1:14

VII Song (These are suggested songs, you may sing other songs that the children like.)

Isn't He Wonderful (Hymnal.net – Children Songs)
I Am So Glad That Jesus Loves Me

VIII Coloring Page

Today we are going to color this page (show the children the coloring page) showing a picture of an apple tree in the four seasons.

IX Craft – God Made the Four Seasons

X Preparation –

Read and pray over Genesis 1:14-19.

Make copies of the lesson and the coloring page for the children.

Craft: You will need crayons, scissors, and glue.

1. Make copies of the “God Made the Four Seasons” on colored construction paper.
2. Make copies of the page with the four seasonal pictures on white paper.
3. Allow children to color the second page.
4. Cut out the pictures and glue them on to the correct season on the first page.

Lesson 26

GOD'S CREATION – SEASONS

**God created lights in the sky,
The lights separate the day from the night.
The lights also make the four seasons.
Spring, Summer, Fall, and Winter.
Thank you, Lord, for making the four seasons.**



Bible Verse:

**And God said, let there be lights ...
And let them be for seasons.
Genesis 1:14**





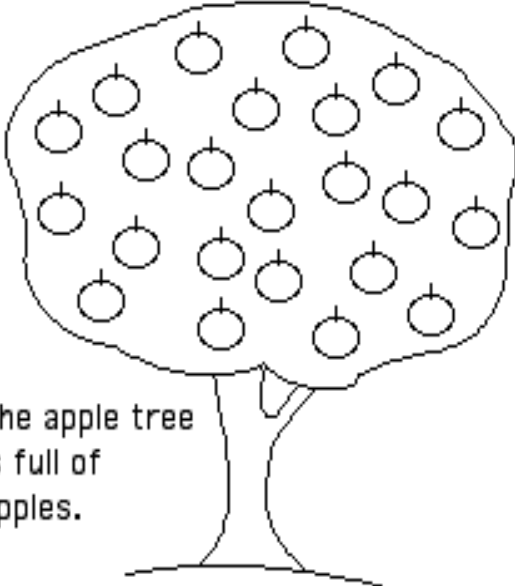

**Isn't He, wonderful!
Wonderful, wonderful!
Isn't Jesus My Lord
Wonderful.
Eyes have seen,
Ears have heard,
Is recorded in God's Word,
Isn't Jesus My Lord
Wonderful.**

**I Am So Glad
That Jesus Loves Me,
Jesus Loves Me,
Jesus Loves Me,
I Am So Glad
That Jesus Loves Me,
Jesus Loves Even Me.**

An Apple Tree through the Seasons of the Year

NAME _____

Color the pictures of the apple tree. Above each tree, write the season that is shown: **Spring, Summer, Fall, or Winter.**

<p>_____</p>  <p>The apple tree is in bloom.</p>	<p>_____</p>  <p>The apple tree is full of beautiful green leaves.</p>
<p>_____</p>  <p>The apple tree is full of apples.</p>	<p>_____</p>  <p>The leaves have fallen off the tree.</p>

And God said, let there be lights ... and let them be for seasons. Gen 1:14

GOD MADE THE FOUR SEASONS
GOD MADE THE FOUR SEASONS

SPRING

SUMMER

FALL

WINTER

